

Turnaround Time Dashboard

Reporting period: 09/26/21 - 10/02/21

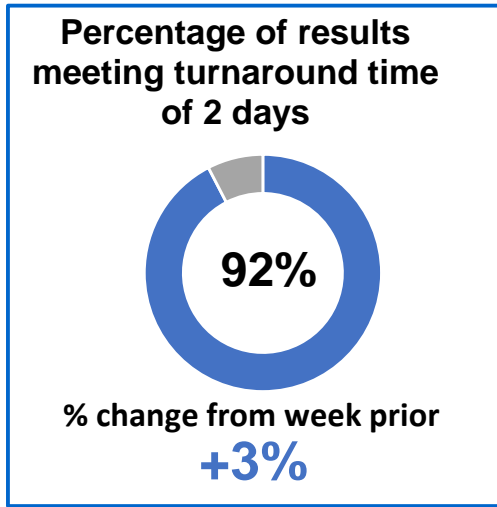
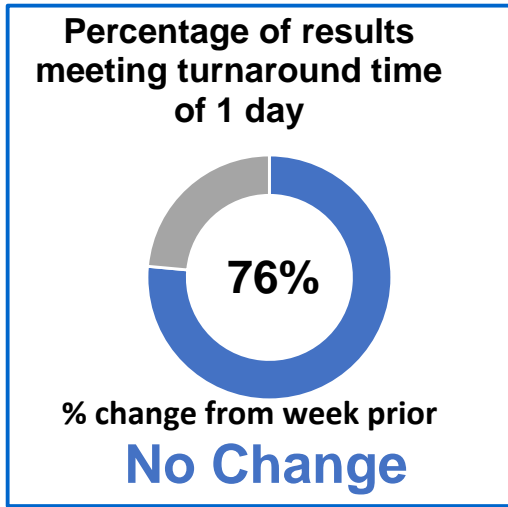
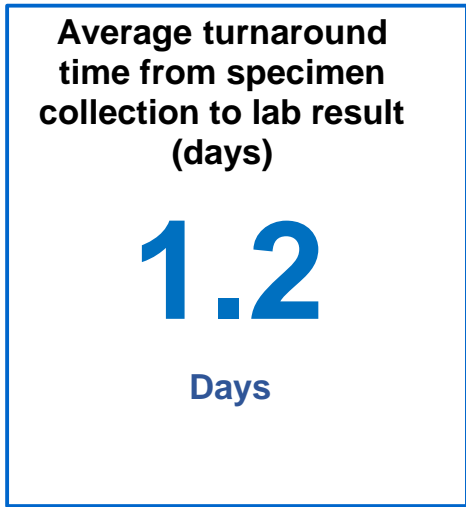
The turnaround time measured is defined as the time between collection of specimen and reporting of results. This includes time to collect the specimen, time to ship the specimen and time to process the specimen and report the result. Some delays incurred between specimen collection and lab receipt of specimen may not be attributable to the labs. The turnaround time data for individual test results are currently only available at the date level (vs. date & timestamp). As such, the turnaround time calculations are based on whole day. On occasion, turnaround time may be higher if there is a date change between collection of specimen and reporting of results. Labs that delivered more than 1,000 results in the week are included in the dashboard. The data source for the analysis is CalREDIE; detailed methodology is included at the end of the document.



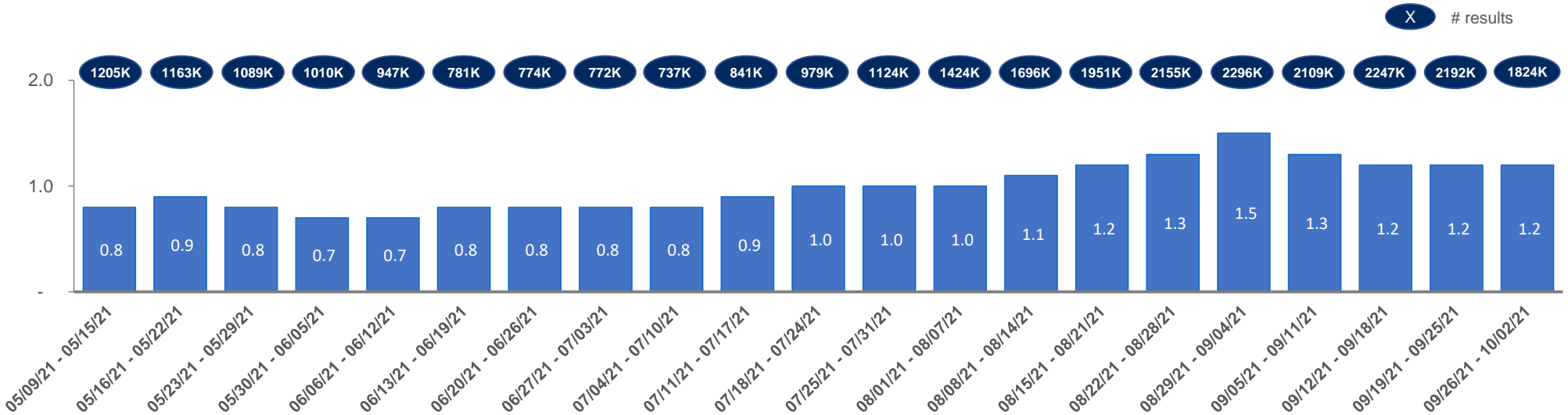
Turnaround Time, days¹

Reporting period: 09/26/21 - 10/02/21 ²

Average turnaround time for week 09/26/21 - 10/02/21



Average turnaround time by week, days¹



1. Average turnaround times were determined based on date timestamp data only - hour timestamp currently unavailable

2. Results assigned to week based on specimen result date; Results may be delayed entering CalREDIE production, therefore the metrics retroactively change

Source: CalREDIE ELR messages received in CalREDIE production; "Specimen collected date" and "Result date" are reported by the laboratory via HL7 ELR messages

Detailed lab data on next page

Methodology for calculating lab turnaround time (TAT) from specimen collection to lab result

Data

- Data source - CalREDIE Electronic Lab Reporting (ELR) messages received in CalREDIE production
- "Specimen collected date" and "Result date" are reported by the laboratory via HL7 ELR messages

Assumptions

- Specimens collected prior to 3/1/2020 excluded from analysis due to potential concerns with data accuracy
- Only labs processing at least 1K tests during the reporting period are included in the lab breakdown
- The turnaround time measured is defined as the time between collection of specimen and reporting of results.
 - This includes time to collect the specimen, time to ship the specimen and time to process the specimen and report the result. Some delays incurred between specimen collection and lab receipt of specimen may not be attributable to the labs.
- The turnaround time data for individual test results are currently only available at the date level (vs. date & timestamp). As such, the turnaround time calculations are based on whole day. On occasion, turnaround time may be higher if there is a date change between collection of specimen and reporting of results.
- **Sample calculation**
 - Example data: Specimen collected date: 7/20, Result date: 7/27, DISA arrival date: 7/27
 - Specimen collection to CDPH receipt of lab result = Result date (7/27) - Specimen collected date (7/20) = 7 days
 - Lab result to CDPH receipt of lab: DISA arrival date (7/27) - Result date (7/27) = <1 day

Additional notes

- The metrics described may differ from other state-reported data. The testing volumes in this report includes only ELR messages received in CalREDIE production
- Results are assigned to week based on specimen result date and there may be a delay in releasing results into CalREDIE production, as local health jurisdictions may still be processing the result in the reported period. As such, the metrics may retroactively change as results come in for prior reporting periods
- The metrics described may differ from other state-reported data. The testing volumes in this report includes only ELR messages received in CalREDIE production